

Features

Performance characteristics

1. Streamline shape, anti-wind.
2. ADC12 Die Casting aluminum body.
3. Compatible with 3030 SMD.
4. Horizontal/Vertical installation.
5. Optional with sensor
6. IP65 Waterproof for outdoor use.
7. Precision road lighting distributions.



Specifications



Model No.	30-60	60-80	120-150	160-200	240-300
Power	30W	60W	120W	160W	240W
Inner Box Size	520*200*100mm	620*272*108mm	720*271*108mm	750*333*115mm	850*333*115mm
Package Dimensions	560*240*135mm	660*310*145mm	760*310*145mm	790*370*150mm	890*370*150mm
Weight (N.W)	2.4kg	3.7kg	4.5kg	5.7kg	7.7kg
LED Qty(PHILIPS)	SMD3030 64PCS	SMD3030 96PCS	SMD3030 192PCS	SMD3030 256PCS	SMD3030 384PCS
Power supply	PHILIPS 65W	PHILIPS 65W	PHILIPS 100W	PHILIPS 150W	PHILIPS 240W

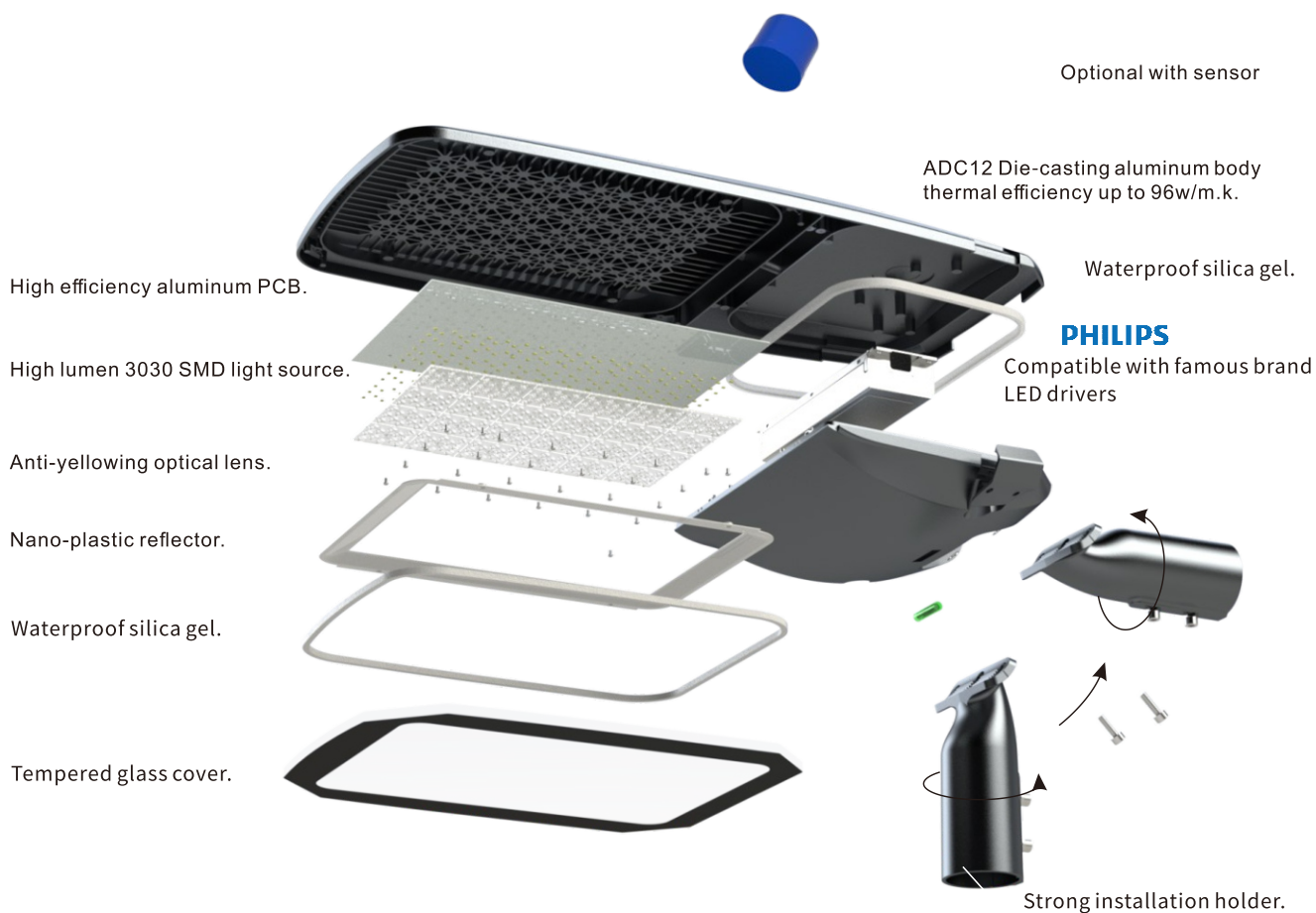
MARS

Optoelectronic

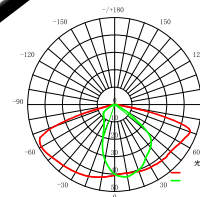
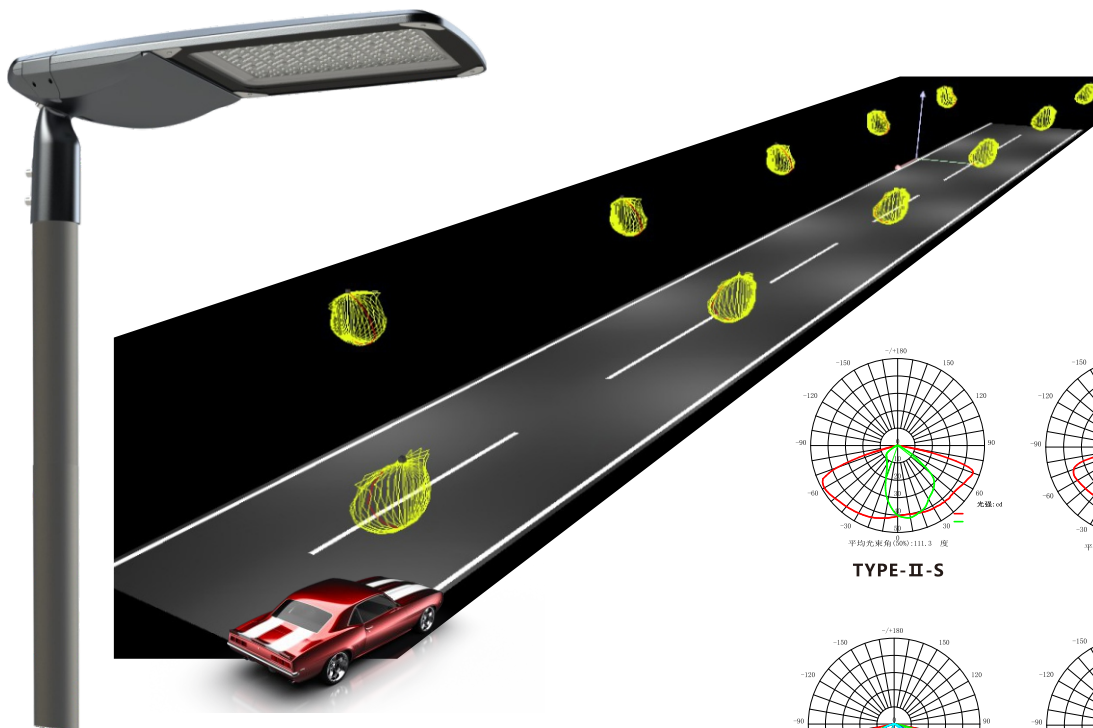
Shandong MARS Optoelectronics Technology Co.,Ltd.

30W-300W MARS-Taurus Street Light

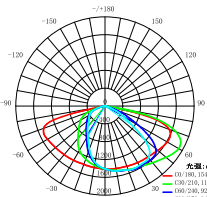
Exploded



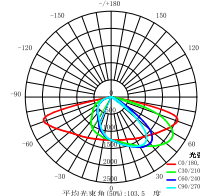
Curve Distribution & Structure



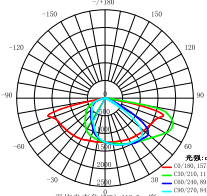
TYPE-II-S



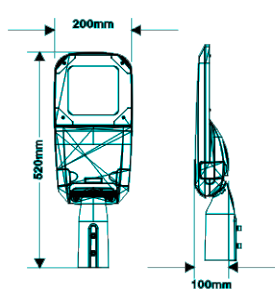
TYPE-III-S



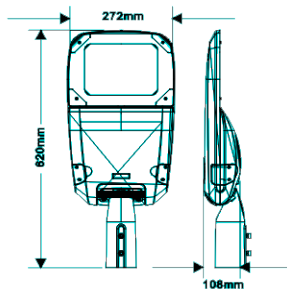
TYPE-II-M



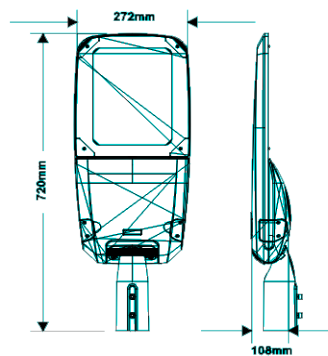
TYPE-III-M



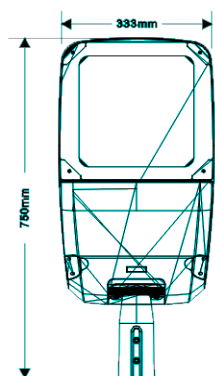
30W



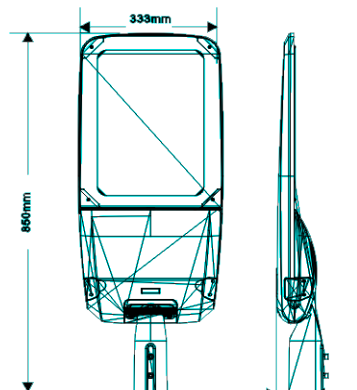
60W



120W



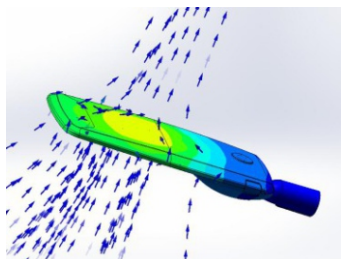
160W



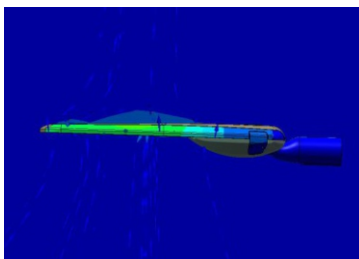
240W

Thermal Management

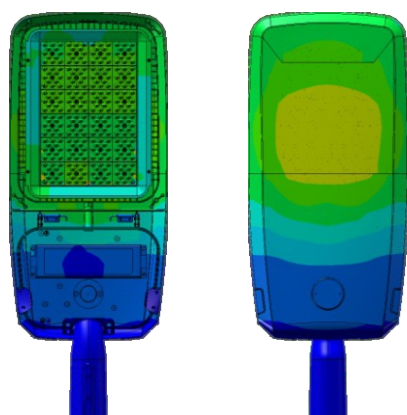

Structure is optimized by advanced FEA technology. Achieving longer lifespan at best cost-efficiency.



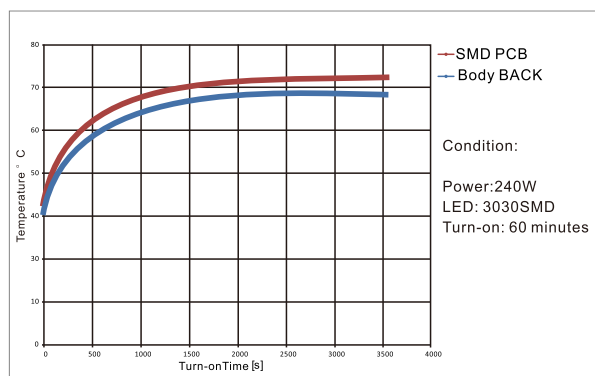
Thermal Air Convection



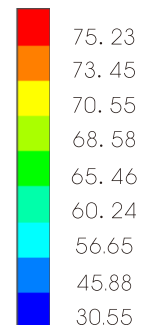
Thermal Air Flow



Thermal Conductivity





Temperature Rise Curve



Unit: °C

Installation&Application



After sale service

Response in 2 hours if you have any problem when you receive the goods.

Below condition is free of repairing.

- Damage due to faulty application and operation.
- Damage due to transportation.
- Damage due to self repairing.
- Damage due to natural disaster.